

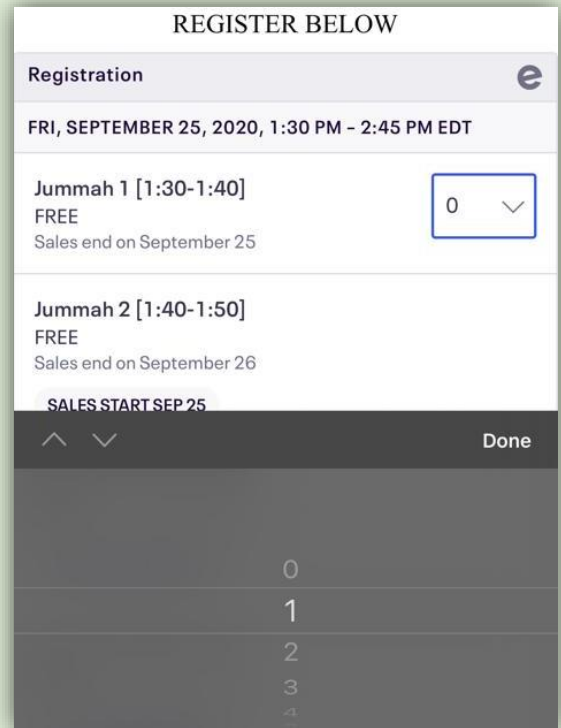
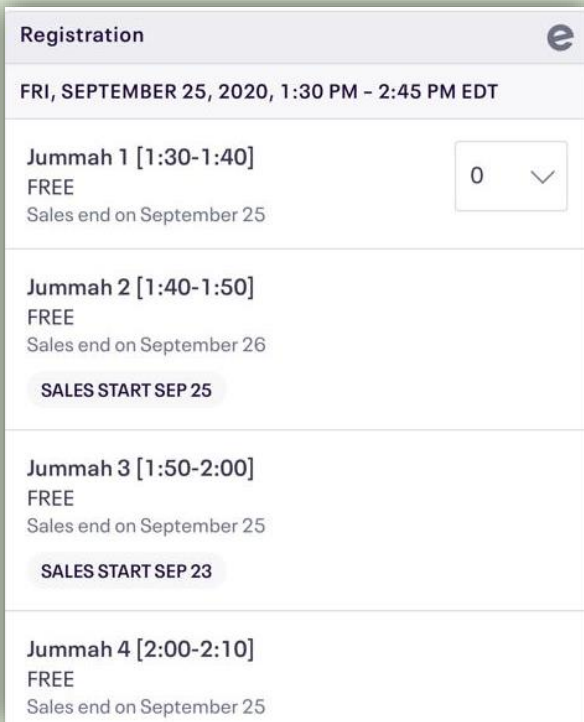


# HOW TO REGISTER FOR FRIDAY PRAYERS

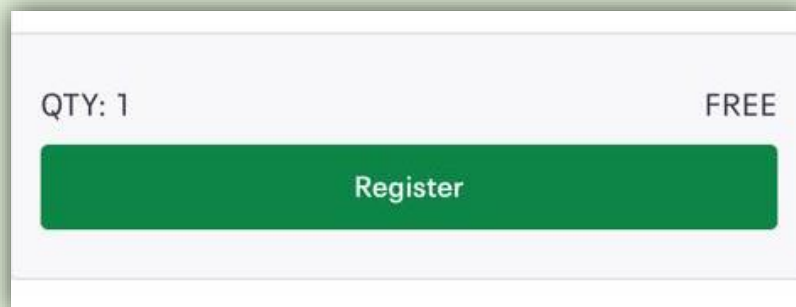
VIA PHONE:

STEP 1: VIEW AND SELECT THE PRAYER TIME YOU WILL BE ATTENDING

STEP 2: SELECT HOW MANY TICKETS YOU NEED (1 TICKET PER PERSON)



STEP 3: CLICK REGISTER TO PROCEED





10:15 eventbrite.com

**eventbrite**

**Jamia Islamia Canada - Jummah Registration**  
Friday, September 25, 2020 from 1:30 PM to 2:45 PM (EDT)

**7:34** After 8 minutes, the reservation we are holding will be released.

**Total: Free** — 1 Item [\(view\)](#)

Used Eventbrite before?  
[Sign In](#) for fast and easy ordering!

Your Info

First Name \*

Last Name \*

Email \*

I accept the [terms of service](#) and have read the [privacy policy](#).  
I agree that Eventbrite may [share my information](#) with the event organizer.

**Register**

STEP 4: YOU WILL  
AUTOMATICALLY BE SENT TO  
ANOTHER SITE.

IN THE DESIGNATED AREA:

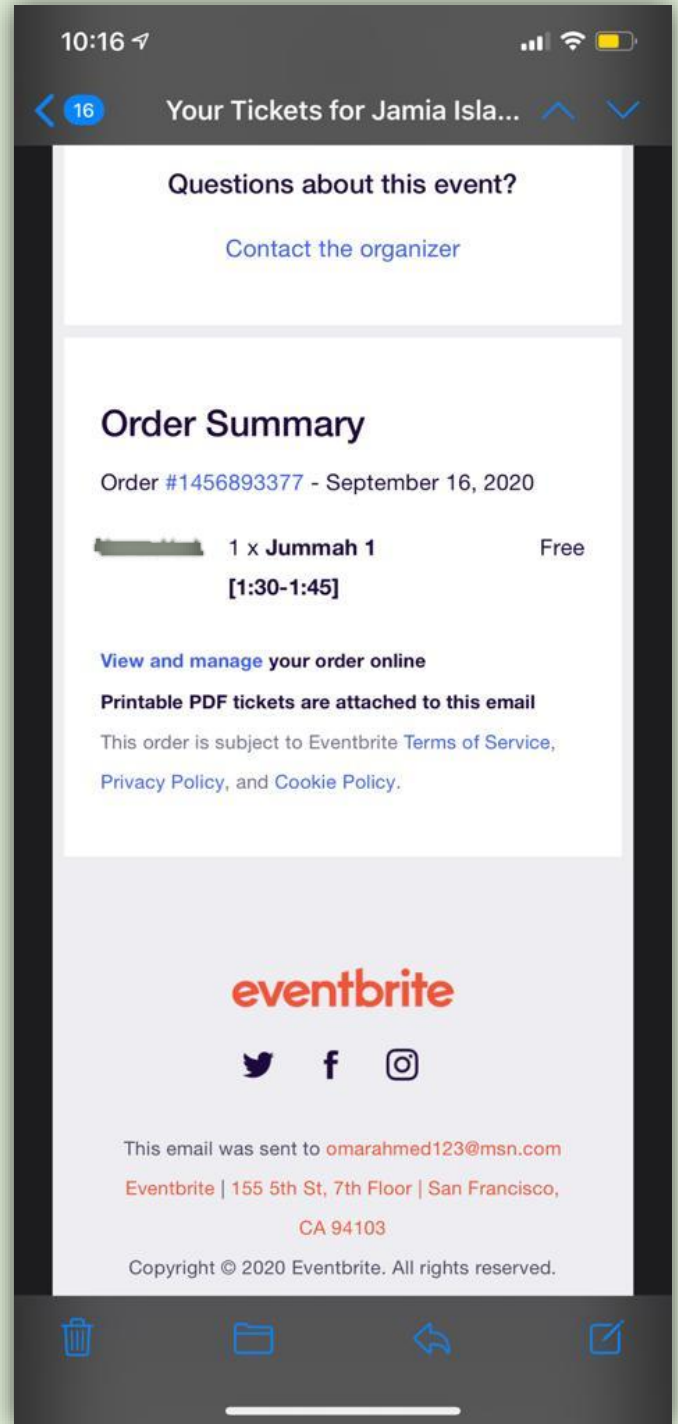
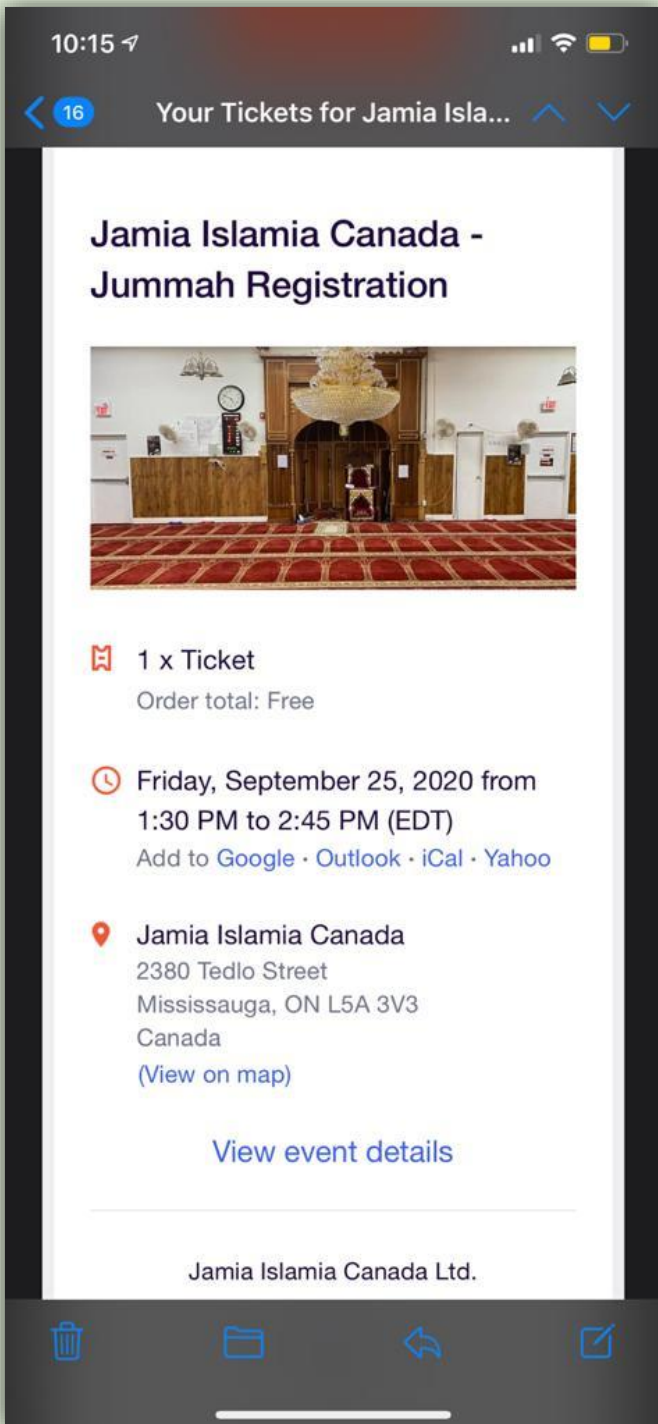
- ENTER YOUR FIRST NAME
- ENTER YOUR LAST NAME
- ENTER YOUR EMAIL

THEN CLICK REGISTER



## STEP 5: CHECK YOUR EMAIL FOR EMAIL CONFIRMATION

MAKE SURE TO PRESENT CONFIRMATION PRIOR TO ENTRY





STEP 5 CONTINUED:  
THE E-TICKET CAN BE SCREENSHOTTED OR ADDED ON TO YOUR  
WALLET APP

MAKE SURE TO PRESENT CONFIRMATION PRIOR TO ENTRY

